

Curve 1 Start 1 Mph, Mid. 48 Mph, Max. 96 Mph
 20

6

 Mph Start: **CV67 8 3%**
 60

21

 Mph Mid. **CV80 131 51%**
 255

96

 Mph Max. **CV94 253 99%**

Curve 2 Start 5 Mph, Mid. 40 Mph, Max. 80 Mph
 20

6

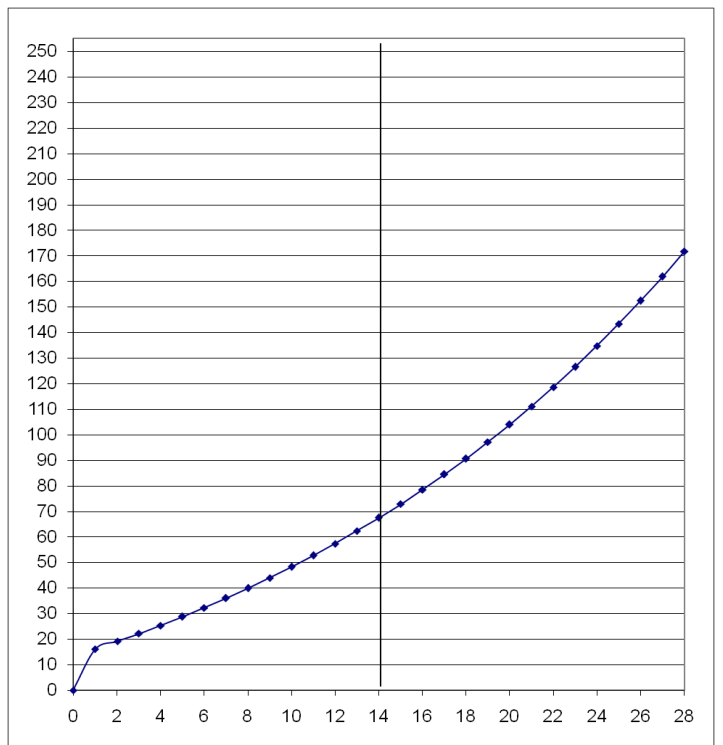
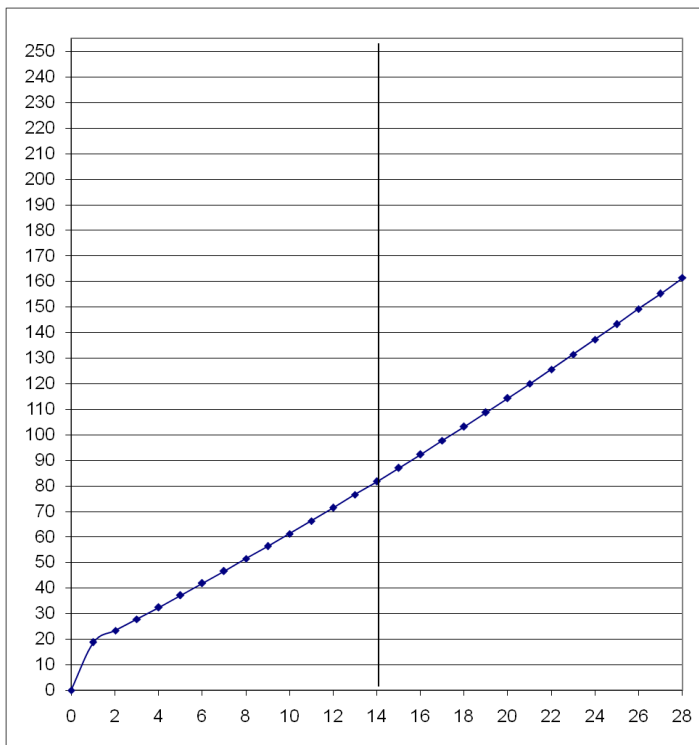
 Mph Start: **CV67 19 7%**
 60

21

 Mph Mid. **CV80 113 44%**
 255

96

 Mph Max. **CV94 213 83%**



Curve 3 Start 5 Mph, Mid. 30 Mph, Max. 60 Mph.
 20

6

 Mph Start: **CV67 19 7%**
 60

21

 Mph Mid. **CV80 82 32%**
 255

96

 Mph Max. **CV94 161 63%**

Curve 4 Start 4 Mph, Mid. 24 Mph, Max. 64 Mph.
 20

6

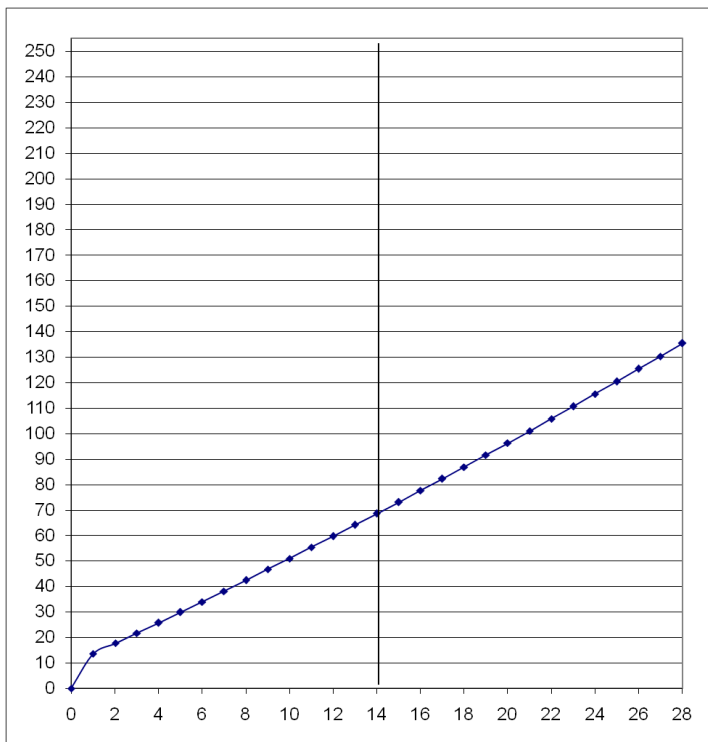
 Mph Start: **CV67 16 6%**
 60

21

 Mph Mid. **CV80 67 26%**
 255

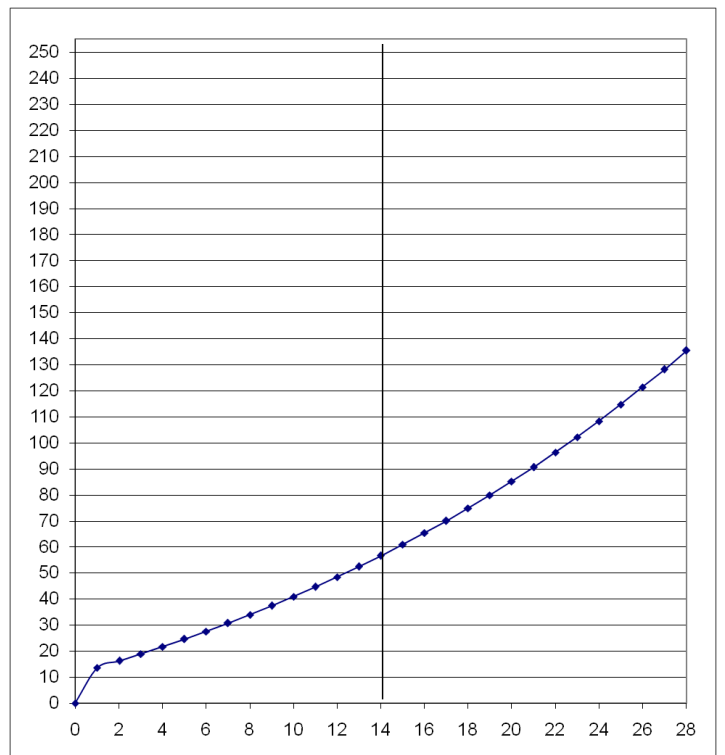
96

 Mph Max. **CV94 172 67%**



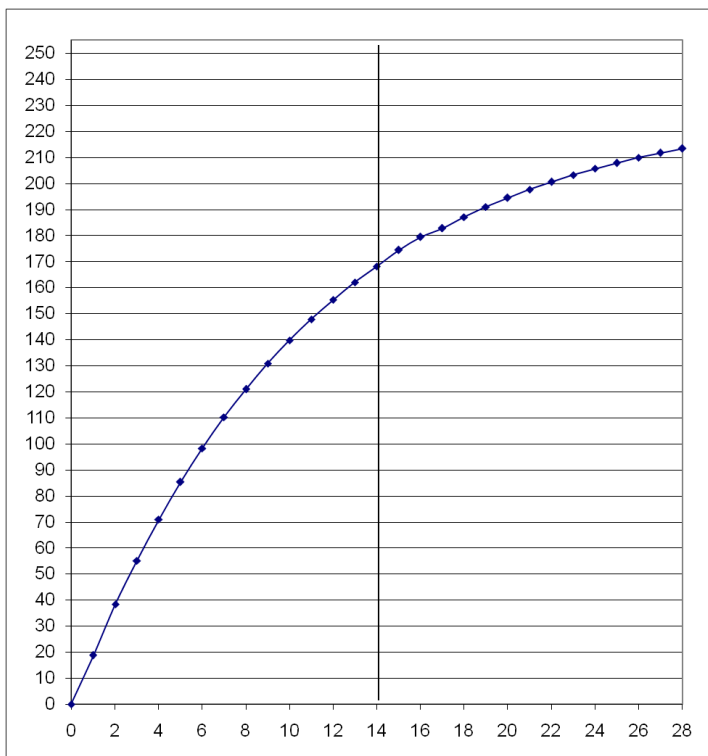
Curve 5 Start 3 Mph, Mid. 25 Mph , Max. 50 Mph.

20	6	Mph	Start:	CV67	14	5%
60	21	Mph	Mid.	CV80	69	27%
255	96	Mph	Max.	CV94	135	53%



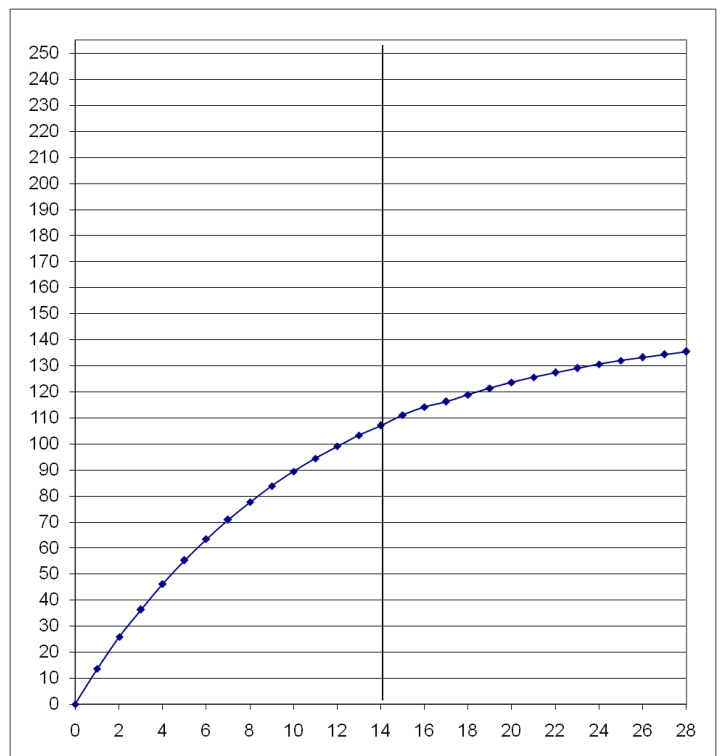
Curve 6 Start 3 Mph, Mid. 20 Mph , Max. 50 Mph.

20	6	Mph	Start:	CV67	14	5%
60	21	Mph	Mid.	CV80	57	22%
255	96	Mph	Max.	CV94	135	53%



Curve 7 Start 5 Mph, Mid. 70 Mph , Max. 80 Mph

20	6	Mph	Start:	CV67	19	7%
60	21	Mph	Mid.	CV80	168	66%
255	96	Mph	Max.	CV94	213	83%



Curve 8 Start 3 Mph, Mid. 45 Mph , Max.50 Mph

20	6	Mph	Start:	CV67	14	5%
60	21	Mph	Mid.	CV80	107	42%
255	96	Mph	Max.	CV94	135	53%